

LUXENCE LUXURY LIVING

vases MOHER



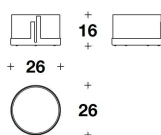
DESCRIZIONE TECNICA / TECHNICAL DESCRIPTION

BASE Acciaio finitura cromo lucido oppure canna di fucile

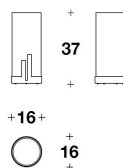
STRUTTURA Vetro curvato lavorato a mano e soffiato a bocca, con decorazione metallizzata sfumata coordinata alla struttura

BASE Steel with polished chrome or gun-metal grey finishing

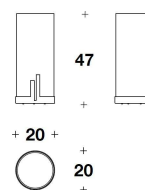
FRAME Blown and handmade curved glass, with dégradé metal effect decoration, colour coordinated with the frame



LLV (03)
LOW : VASO / VASE
Ø 26x16H.cm
Ø 10 1/4x6 1/4H."



LLV (02)
MEDIUM : VASO / VASE
Ø 16x37H. cm
Ø 6 1/4x14 2/4H. "



LLV (01)
HIGH : VASO / VASE
Ø 20x47H.cm
Ø 7 3/4x18 2/4H."

Note