



DESCRIZIONE TECNICA / TECHNICAL DESCRIPTION

STRUTTURA Legno e materiale composito imbottito con Poliuretano e Fiberfill

SEDUTA Legno imbottito con Poliuretano e Fiberfill, struttura con cinghie elastiche intrecciate

CUSCINI SCHIENALE Piuma

RIVESTIMENTO Tessuto o pelle non sfoderabile

BASAMENTO Legno rivestito in metallo con finitura canna di fucile oppure ottone lucido

Poltrona con basamento girevole, loveseat con basamento fisso

OPTIONAL CUSCINO Cuscino schienale per poltrona

FRAME Wood and composite material padded with Polyurethane and Fiberfill

SEAT Wood padded with Polyurethane and Fiberfill, frame with interwoven elastic bands

BACK CUSHION Feather

COVER Not removable fabric or leather

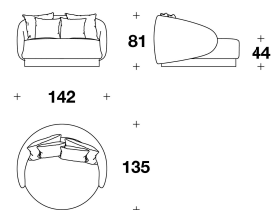
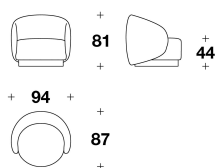

BASE Wood covered with metal, gun-metal grey or polished brass finishing

Armchair with swivel base, loveseat with fixed base

OPTIONAL CUSHION Back cushion for armchair



LUXENCE LUXURY LIVING
sofas & armchairs
LIZA



FAC (/CUS1)
 OPTIONAL : CUSCINO SCHIENALE /
 BACK CUSHION
 50x50 cm
 19 3/4x19 3/4 "

FAC (POL)
 POLTRONA / ARMCHAIR
 94x87x81H. - H.S.44 cm
 37x34 1/3x32H. - H.S.17 1/4 "

FAC (LS)
 LOVESEAT
 142x135x81H. - H.S.44 cm
 56x53x32H. - H.S.17 1/4 "

Note