

LUXENCE LUXURY LIVING
coffee-side tables
BAMBOO



DESCRIZIONE TECNICA / TECHNICAL DESCRIPTION

STRUTTURA BAMBOO

Acciaio finitura Bronze Shadow oppure Palladium

BAMBOO LACQUERED

Acciaio laccato nero lucido con dettagli finitura Palladium

TOP BAMBOO

Top superiore in acciaio finitura Bronze Shadow oppure Palladium, coordinato alla struttura

Top inferiore in Acciaio finitura Bronze Shadow oppure Palladium, coordinato alla struttura

BAMBOO LACQUERED

Top superiore in vetro stratificato bisellato dark grey e retrolaccato nero, coordinato alla struttura laccata

Top inferiore in vetro monolitico Dark Grey bisellato e retrolaccato nero, coordinato alla struttura laccata

FRAME BAMBOO

Steel with Bronze Shadow or Palladium finishing

BAMBOO LACQUERED

Black lacquered steel with glossy finishing and details with Palladium finishing

TOP BAMBOO

Upper top in steel with Bronze Shadow or Palladium finishing, coordinated with the frame

Lower top in steel with Bronze Shadow or Palladium finishing, coordinated with the frame

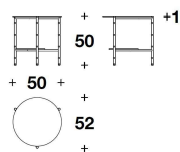
BAMBOO LACQUERED

Upper top in dark grey laminated and bevelled glass, back lacquered in black colour, coordinated with the lacquered frame

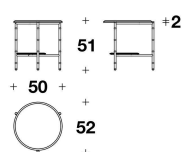
Lower top in dark grey monolithic and bevelled glass, back lacquered in black colour, coordinated with the lacquered frame



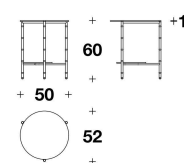
LUXENCE LUXURY LIVING
coffee-side tables
BAMBOO



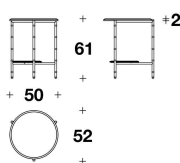
LYC (19/1)
 SIDE TABLE
 50x52x50H. - 50x52x51H.cm
 19 3/4x20 1/3x19 3/4H. - 19 3/4x20
 1/3x20H."



LYC (19/1)
 SIDE TABLE
 50x52x50H. - 50x52x51H.cm
 19 3/4x20 1/3x19 3/4H. - 19 3/4x20
 1/3x20H."



LYC (19/2)
 SIDE TABLE
 50x52x60H. - 50x52x61H.cm
 19 3/4x20 1/3x23 2/3H. - 19 3/4x20
 1/3x24H."



LYC (19/2)
 SIDE TABLE
 50x52x60H. - 50x52x61H.cm
 19 3/4x20 1/3x23 2/3H. - 19 3/4x20
 1/3x24H."

Note