



DESCRIZIONE TECNICA / TECHNICAL DESCRIPTION

N.B. GLI ELEMENTI componibili non sono vendibili singolarmente

STRUTTURA Legno e acciaio, seduta con cinghie elastiche intrecciate

IMBOTTITURA SEDUTA Poliuretano sagomato e Fiberfill

IMBOTTITURA SCHIENALE Poliuretano sagomato e Fiberfill

CUSCINI SCHIENALE Piuma, 55x55

N.B. Da aggiungere separatamente

CUSCINO POGGIARENI Piuma

RIVESTIMENTO Tessuto o pelle (per uso pelli stampate, vedi tabella printed leather a inizio sezione) non sfoderabile

Filetto in tessuto o pelle a scelta

Cuscino schienale e cuscino poggiatesta sfoderabile

PIEDI Legno massello tinto wengé

OPTIONAL 1 Basamento girevole in legno laccato nero con finitura opaca (disponibile solo per le poltrone)

N.B. N.B. THE SECTIONAL ELEMENTS ARE NOT AVAILABLE AS SINGLE ELEMENT

FRAME Wood and steel, seat with interwoven elastic bands

SEAT PADDING Shaped Polyurethane and Fiberfill

BACK PADDING Shaped Polyurethane and Fiberfill

BACK CUSHIONS 55x55, in feather

N.B. To be included separately

BACKREST CUSHION Feather

COVER Not removable fabric or leather (for the use of printed leather, see the printed leather chart at the beginning of the section)

Fabric or leather piping to be chosen

Back cushion and backrest cushion with removable cover

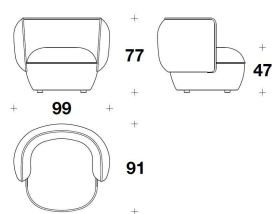
FEET Solid wood, wengé stained

OPTIONAL 1 Swivel base in black lacquered wood with matt finishing (available for armchairs only)

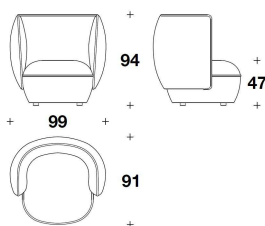


TRUSSARDI CASA
sofas
NEBULA

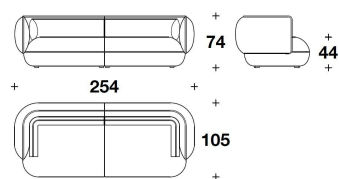
TRUSSARDI
 C A S A



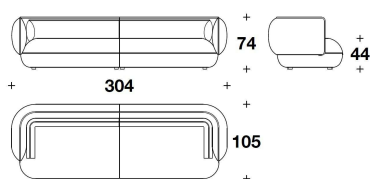
WAI (POL)
 LOW : POLTRONA / ARMCHAIR
 99x91x77H. - H.S.47cm
 39x35 2/3x30 1/3H. - H.S.18 2/4"



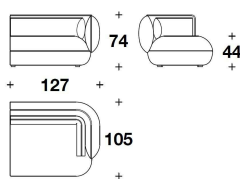
WAI (POLA)
 HIGH : POLTRONA / ARMCHAIR
 99x91x94H. - H.S.47cm
 39x35 2/3x37H. - H.S.18 2/4"



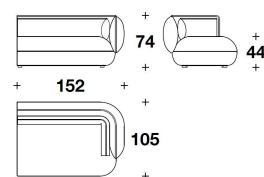
WAI (D3)
 DIVANO 3 POSTI IN 2 ELEMENTI / 3
 SEATER SOFA IN 2 ELEMENTS
 254x105x74H. - H.S.44cm
 100x41 1/3x29H. - H.S.17 1/4"



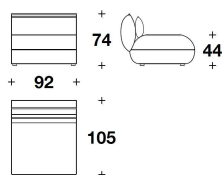
WAI (D4)
 DIVANO 4 POSTI IN 2 ELEMENTI / 4
 SEATER SOFA IN 2 ELEMENTS
 304x105x74H. - H.S.44cm
 119 2/3x41 1/3x29H. - H.S.17 1/4"



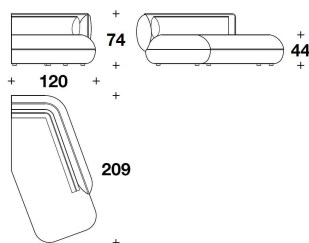
WAI (E1D) - WAI (E1S)
 ELEMENTO 1 POSTO CON
 BRACCIOLO DX O SX / 1 SEATER
 ELEMENT WITH RIGHT OR LEFT
 ARMREST
 127x105x74H. - H.S.44cm
 50x41 1/3x29H. - H.S.17 1/4"



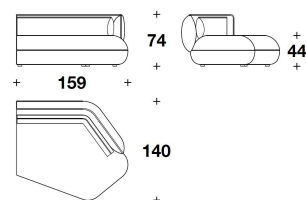
WAI (E1DG) - WAI (E1SG)
 BIG : ELEMENTO 1 POSTO CON
 BRACCIOLO DX O SX / 1 SEATER
 ELEMENT WITH RIGHT OR LEFT
 ARMREST
 152x105x74H. - H.S.44cm
 60x41 1/3x29H. - H.S.17 1/4"



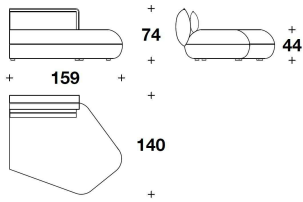
WAI (E1CN)
 ELEMENTO CENTRALE 1 POSTO / 1
 SEATER CENTRALE ELEMENT
 92x105x74H. - H.S.44cm
 36 1/3x41 1/3x29H. - H.S.17 1/4"



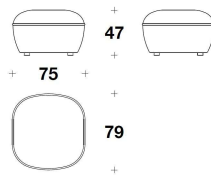
WAI (CLD) - WAI (CLS)
 CHAISE LONGUE 1 POSTO CON
 BRACCIOLO DX O SX / 1 SEATER
 CHAISE LONGUE WITH RIGHT OR
 LEFT ARMREST
 120x209x74H. - H.S.44cm
 47 1/3x82 1/3x29H. - H.S.17 1/4"




WAI (PEDB) - WAI (PESB)
 ELEMENTO PENISOLA 1 POSTO CON
 BRACCIOLO DX O SX / 1 SEATER
 PENINSULA ELEMENT WITH RIGHT
 OR LEFT ARMREST
 159x140x74H. - H.S.44cm
 62 2/3x55x29H. - H.S.17 1/4"



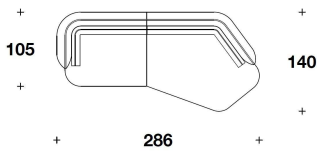
WAI (PEDP) - WAI (PESP)
ELEMENTO PENISOLA 1 POSTO CON
POUF DX O SX / 1 SEATER PENINSULA
ELEMENT WITH RIGHT OR LEFT
OTTOMAN
159x140x74H. - H.S.44cm
62 2/3x55x29H. - H.S.17 1/4"



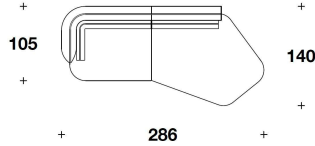
WAI (POU)
POUF / OTTOMAN
75x79x47H.cm
29 2/3x31x18 2/4H."



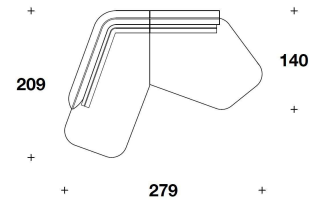
WAI (CUS)
CUSCINO SCHIENALE / BACK
CUSHION
55x55cm
21 2/3x21 2/3"



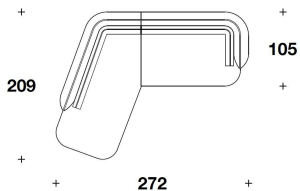
WAI (E1S) + WAI (PEDB)
A) : ESEMPIO DI COMPOSIZIONE /
SECTIONAL SOFA EXAMPLE
286x140x74H. - H.S.44cm
112 2/3x55x29H. - H.S.17 1/4"



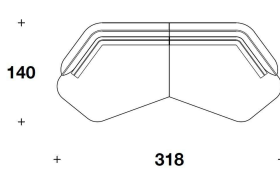
WAI (E1S) + WAI (PEDP)
B) : ESEMPIO DI COMPOSIZIONE /
SECTIONAL SOFA EXAMPLE
286x140x74H. - H.S.44cm
112 2/3x55x29H. - H.S.17 1/4"



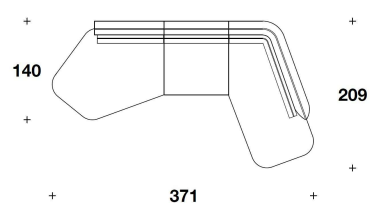
WAI (CLS) + WAI (PEDP)
C) : ESEMPIO DI COMPOSIZIONE /
SECTIONAL SOFA EXAMPLE
279x209x74H. - H.S.44cm
110x82 1/3x29H. - H.S.17 1/4"



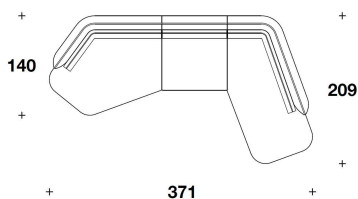
WAI (CLS) + WAI (E1DG)
D) : ESEMPIO DI COMPOSIZIONE /
SECTIONAL SOFA EXAMPLE
272x209x74H. - H.S.44cm
107x82 1/3x29H. - H.S.17 1/4"



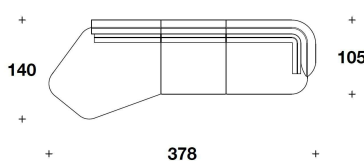
WAI (PESB) + WAI (PEDB)
E) : ESEMPIO DI COMPOSIZIONE /
SECTIONAL SOFA EXAMPLE
318x140x74H. - H.S.44cm
125 1/3x55x29H. - H.S.17 1/4"



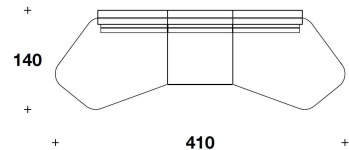
WAI (PESP) + WAI (E1CN) + WAI (CLD)
F) : ESEMPIO DI COMPOSIZIONE /
SECTIONAL SOFA EXAMPLE
371x209x74H. - H.S.44cm
146x82 1/3x29H. - H.S.17 1/4"



WAI (PESB) + WAI (E1CN) + WAI (CLD)
G) : ESEMPIO DI COMPOSIZIONE /
SECTIONAL SOFA EXAMPLE
371x209x74H. - H.S.44cm
146x82 1/3x29H. - H.S.17 1/4"



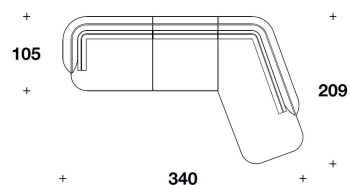
WAI (PESP) + WAI (E1CN) + WAI (E1D)
H) : ESEMPIO DI COMPOSIZIONE /
SECTIONAL SOFA EXAMPLE
378x140x74H. - H.S.44cm
149x55x29H. - H.S.17 1/4"



WAI (PESP) + WAI (E1CN) + WAI (PEDP)
I) : ESEMPIO DI COMPOSIZIONE /
SECTIONAL SOFA EXAMPLE
410x140x74H. - H.S.44cm
161 1/2x55x29H. - H.S.17 1/4"

TRUSSARDI CASA
sofas
NEBULA

TRUSSARDI
CASA



WAI (E1S) + WAI (E1CN) + WAI (CLD)
L) : ESEMPIO DI COMPOSIZIONE /
SECTIONAL SOFA EXAMPLE
340x209x74H. - H.S.44cm
134x82 1/3x29H. - H.S.17 1/4"

Note