



DESCRIZIONE TECNICA / TECHNICAL DESCRIPTION

N.B. GLI ELEMENTI componibili non sono vendibili singolarmente

STRUTTURA Legno imbottito con Poliuretano e Fiberfill, seduta con cinghie elastiche intrecciate

IMBOTTITURA SEDUTA Poliuretano, Fiberfill e piuma

CUSCINI SCHIENALE Piuma, 60x60

N.B. Da aggiungere separatamente

RIVESTIMENTO Tessuto o pelle (per uso pelli stampate, vedi tabella printed leather a inizio sezione) non sfoderabile. Filetto coordinato alla parte superiore **A**

Cuscini schienale sfoderabili. Filetto coordinato alla parte superiore **A**

PIEDI Legno massello tinto wengé

N.B. THE SECTIONAL ELEMENTS ARE AVAILABLE AS SINGLE ELEMENT

FRAME Wood, seat with interwoven elastic bands

SEAT PADDING Polyurethane, Fiberfill and feather

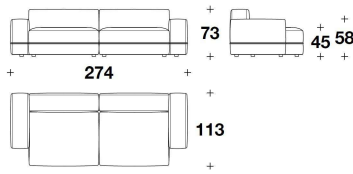
BACK CUSHIONS 60x60, in feather

N.B. To be included separately

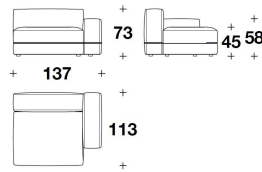
COVER Not removable fabric or leather (for the use of printed leather, see the printed leather chart at the beginning of the section). Piping always coordinated with **A** upper part

Back cushions with removable cover. Piping always coordinated with **A** upper part

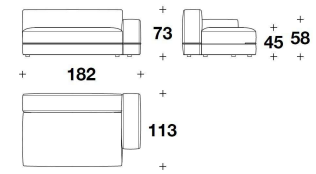
FEET Solid wood, wengé stained



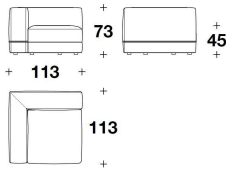
CPO (D3)
DIVANO 3 POSTI IN 2 ELEMENTI / 3
SEATER SOFA IN 2 ELEMENTS
274x113x73H. - H.S.45cm
108x44 1/3x28 2/3H. - H.S.17 3/4"



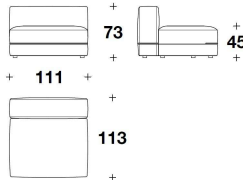
CPO (EDM) - CPO (ESM)
ELEMENTO 1 POSTO CON
BRACCIOLO DX O SX / 1 SEATER
ELEMENT WITH RIGHT OR LEFT
ARMREST
137x113x73H. - H.A.58 - H.S.45cm
54x44 1/3x28 2/3H. - H.A.23 - H.S.17
3/4"



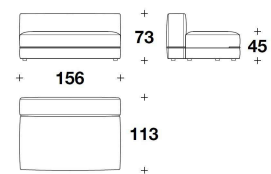
CPO (EDX) - CPO (ESX)
ELEMENTO 2 POSTI CON BRACCIOLO
DX O SX / 2 SEATER ELEMENT WITH
RIGHT OR LEFT ARMREST
182x113x73H. - H.A.58 - H.S.45cm
71 2/3x44 1/3x28 2/3H. - H.A.23 - H.S.17
3/4"



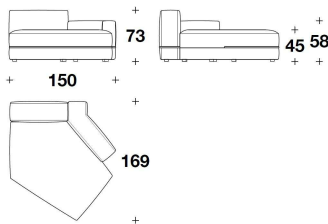
CPO (ANG)
ELEMENTO ANGOLARE QUADRATO /
SQUARE CORNER ELEMENT
113x113x73H. - H.S.45cm
44 1/3x44 1/3x28 2/3H. - H.S.17 3/4"



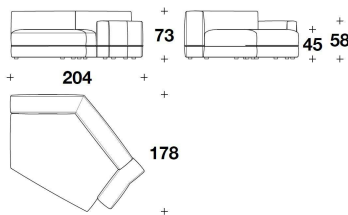
CPO (ECM)
ELEMENTO CENTRALE 1 POSTO / 1
SEATER CENTRAL ELEMENT
111x113x73H. - H.A.58 - H.S.45cm
43 2/3x44 1/3x28 2/3H. - H.A.23 - H.S.17
3/4"



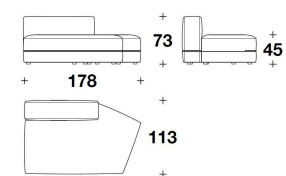
CPO (ECX)
ELEMENTO CENTRALE 2 POSTI / 2
SEATER CENTRAL ELEMENT
156x113x73H. - H.A.58 - H.S.45cm
61 1/3x44 1/3x28 2/3H. - H.A.23 - H.S.17
3/4"



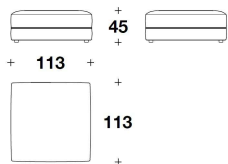
CPO (CLD) - CPO (CLS)
BIG : CHAISE LONGUE 1 POSTO CON
BRACCIOLO DX O SX / 1 SEATER
CHAISE LONGUE WITH RIGHT OR
LEFT ARMREST
150x169x73H. - H.A.58 - H.S.45cm
59x66 2/3x28 2/3H. - H.A.23 - H.S.17
3/4"



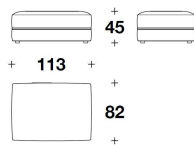
CPO (IND) - CPO (INS)
ELEMENTO INCLINATO CON
BRACCIOLO DX O SX / CURVED
ELEMENT WITH RIGHT OR LEFT
ARMREST
204x178x73H. - H.A.58 - H.S.45cm
80 1/3x70x28 2/3H. - H.A.23 - H.S.17
3/4"



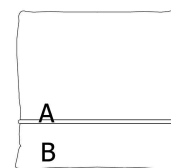
CPO (PEND) - CPO (PENS)
ELEMENTO PENISOLA 1 POSTO CON
POUF DX O SX / 1 SEATER PENINSULA
ELEMENT WITH RIGHT OR LEFT
OTTOMAN
178x113x73H. - H.A.58 - H.S.45cm
70x44 1/3x28 2/3H. - H.A.23 - H.S.17
3/4"



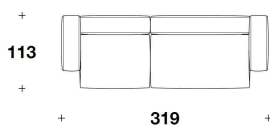
CPO (POUQ)
 BIG : POUF QUADRATO / SQUARE
 OTTOMAN
 113x113x45H.cm
 44 1/3x44 1/3x17 3/4H."



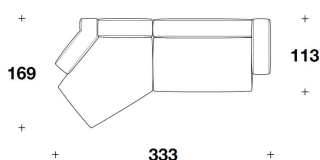
CPO (POUR)
 BIG : POUF RETTANGOLARE /
 RECTANGULAR OTTOMAN
 113x82x45H.cm
 44 1/3x32 1/3x17 3/4H."



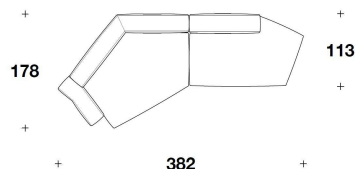
CPO (/CUS)
 CUSCINO SCHIENALE / BACK
 CUSHION
 60x60cm
 23 2/3x23 2/3"



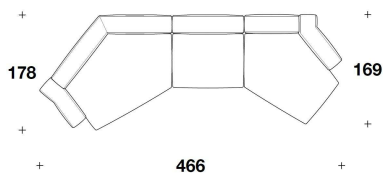
CPO (ESM) + CPO (EDX)
 A : ESEMPIO DI COMPOSIZIONE /
 SECTIONAL SOFA EXAMPLE
 319x113x73H. - H.A.58 - H.S.45cm
 125 2/3x44 1/3x28 2/3H. - H.A.23 -
 H.S.17 3/4"



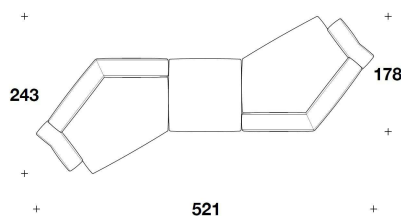
CPO (CLS) + CPO (EDX)
 B : ESEMPIO DI COMPOSIZIONE /
 SECTIONAL SOFA EXAMPLE
 319x113x73H. - H.A.58 - H.S.45cm
 125 2/3x44 1/3x28 2/3H. - H.A.23 -
 H.S.17 3/4"



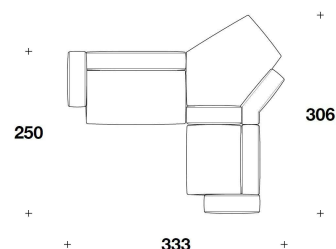
CPO (INS) + CPO (PEND)
 C : ESEMPIO DI COMPOSIZIONE /
 SECTIONAL SOFA EXAMPLE
 382x113x73H. - H.A.58 - H.S.45cm
 150 1/2x44 1/3x28 2/3H. - H.A.23 -
 H.S.17 3/4"



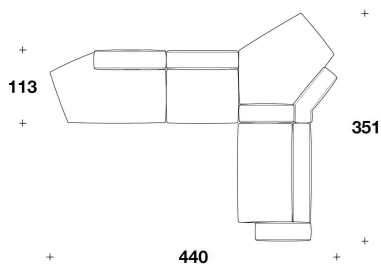
CPO (INS) + CPO (ECM) + CPO (CLD)
 D : ESEMPIO DI COMPOSIZIONE /
 SECTIONAL SOFA EXAMPLE
 466x178x73H. - H.A.58 - H.S.45cm
 183 1/2x70x28 2/3H. - H.A.23 - H.S.17
 3/4"



CPO (INS) + CPO (POUQ) + CPO (INS)
 E : ESEMPIO DI COMPOSIZIONE /
 SECTIONAL SOFA EXAMPLE
 521x243x73H. - H.A.58 - H.S.45cm
 205x95 2/3x28 2/3H. - H.A.23 - H.S.17
 3/4"



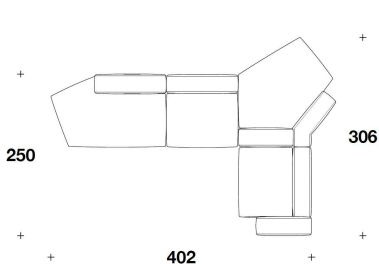
CPO (EDX) + CPO (CLS) + CPO (EDM)
 F : ESEMPIO DI COMPOSIZIONE /
 SECTIONAL SOFA EXAMPLE
 333x306x73H. - H.A.58 - H.S.45cm
 131x120 1/3x28 2/3H. - H.A.23 - H.S.17
 3/4"



CPO (PENS) + CPO (ECM) + CPO (CLS) + CPO (EDX)

G : ESEMPIO DI COMPOSIZIONE / SECTIONAL SOFA EXAMPLE

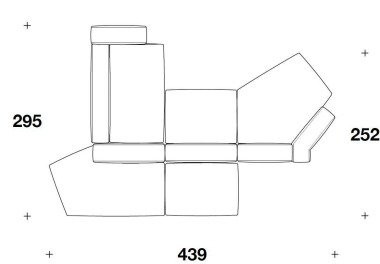
440x351x73H. - H.A.58 - H.S.45cm
173x138x28 2/3H. - H.A.23 - H.S.17 3/4"



CPO (PENS) + CPO (ECM) + CPO (CLS) + CPO (EDM)

H : ESEMPIO DI COMPOSIZIONE / SECTIONAL SOFA EXAMPLE

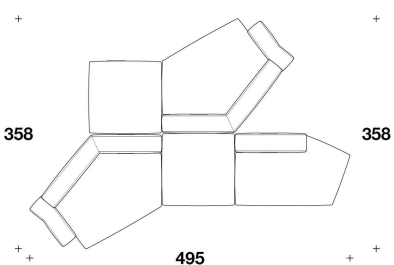
402x306x73H. - H.A.58 - H.S.45cm
158 1/2x120 1/3x28 2/3H. - H.A.23 - H.S.17 3/4"



CPO (EDX) + CPO (ECM) + CPO (CLS) + CPO (PENS) + CPO (POUR)

I : ESEMPIO DI COMPOSIZIONE / SECTIONAL SOFA EXAMPLE

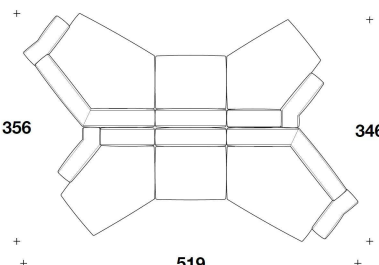
439x295x73H. - H.A.58 - H.S.45cm
173x116x28 2/3H. - H.A.23 - H.S.17 3/4"



CPO (POUQ) + CPO (INS) + CPO (INS) + CPO (POUQ) + CPO (PEND)

L : ESEMPIO DI COMPOSIZIONE / SECTIONAL SOFA EXAMPLE

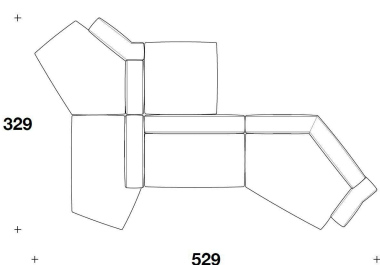
495x358x73H. - H.A.58 - H.S.45cm
195x141x28 2/3H. - H.A.23 - H.S.17 3/4"



CPO (IND) + CPO (ECM) + CPO (CLS) + CPO (CLS) + CPO (ECM) + CPO (IND)

M : ESEMPIO DI COMPOSIZIONE / SECTIONAL SOFA EXAMPLE

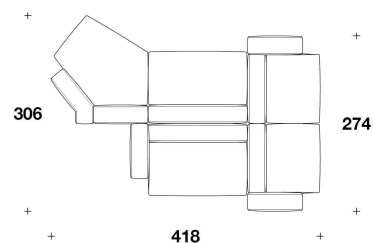
519x356x73H. - H.A.58 - H.S.45cm
204 1/2x140x28 2/3H. - H.A.23 - H.S.17 3/4"



CPO (CLS) + CPO (POUQ) + CPO (PEND) + CPO (ECX) + CPO (IND)

N : ESEMPIO DI COMPOSIZIONE / SECTIONAL SOFA EXAMPLE

529x329x73H. - H.A.58 - H.S.45cm
208 1/2x129 2/3x28 2/3H. - H.A.23 - H.S.17 3/4"



CPO (CLD) + CPO (ECX) + CPO (EDM) + CPO (ESX) + CPO (ESM)

O : ESEMPIO DI COMPOSIZIONE / SECTIONAL SOFA EXAMPLE

418x306x73H. - H.A.58 - H.S.45cm
164 1/2x120 1/3x28 2/3H. - H.A.23 - H.S.17 3/4"

Note