



DESCRIZIONE TECNICA / TECHNICAL DESCRIPTION

TESTIERA/PROFILO Legno imbottito con Poliuretano e Fiberfill. Profilo in acciaio finitura canna di fucile o Dark Matt Bronze oppure in smalto sabbato color bronzo

BASE Pannelli smontabili di legno assemblati con elementi in acciaio e imbottiti con Poliuretano e Fiberfill

RETE Doghe in legno di faggio

RIVESTIMENTO Tessuto o pelle (per uso pelli stampate, vedi tabella printed leather a inizio sezione) non sfoderabile. Base letto sfoderabile. Retro testiera in fodera

Doppia cucitura centrale nella versione con testiera in pelle

PIEDI Legno massello tinto wengé

OPTIONAL 1 Ricamo Logo Oval su centro testiera (vedi special manufactures pag.3)

N.B. Escluso nella versione in pelle con doppia cucitura

OPTIONAL 2 Retro testiera rivestito in tessuto o pelle

OPTIONAL 3 Base con contenitore

HEADBOARD/PROFILE Wood padded with Polyurethane and Fiberfill. Steel frame with gun-metal grey, Dark Matt Bronze finishing or with Silk varnish bronze colour

FRAME Detachable wooden panels assembled with metal elements and covered with Polyurethane and Fiberfill

BED BASE Beech wooden slats

COVER Not removable fabric or leather (for the use of printed leather, see the printed leather chart at the beginning of the section). Base with removable cover. Back headboard with lining

Double central stitching for leather headboard version


FEET Solid wood, wengé stained

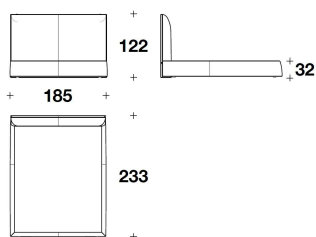
OPTIONAL 1 Oval Logo embroidery on the headboard centre (see special manufactures pag.3)

N.B. Not available for leather version with double stitching on the headboard

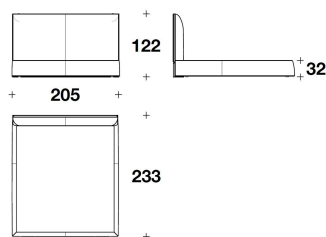
OPTIONAL 2 Back headboard covered in fabric or leather

OPTIONAL 3 Bed frame with storage

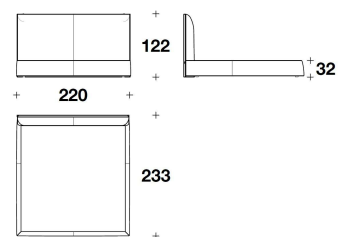




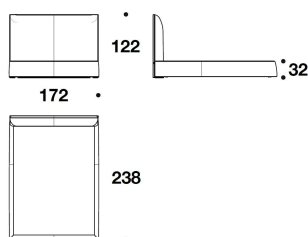
EDM (LE1)
 LETTO PER MATERASSO / BED FOR
 MATTRESS
 165x200 - 185x233x122H. - H.B.32cm
 65x78 2/3 - 73x91 2/3x48H. - H.B.12 2/4"



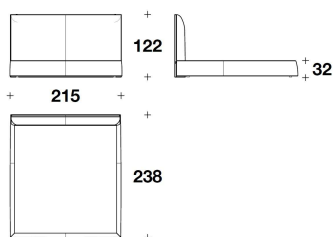
EDM (LE2)
 LETTO PER MATERASSO / BED FOR
 MATTRESS
 185x200 - 205x233x122H. - H.B.32cm
 73x78 2/3 - 80 2/3x91 2/3x48H. - H.B.12
 2/4"



EDM (LE7)
 LETTO PER MATERASSO / BED FOR
 MATTRESS
 200x200 - 220x233x122H. - H.B.32cm
 78 2/3x78 2/3 - 86 2/3x91 2/3x48H. -
 H.B.12 2/4"



EDM (QUSA)
 QUEEN USA : LETTO PER MATERASSO
 / BED FOR MATTRESS
 152x205 - 172x238x122H. - H.B.32cm
 60x80 2/3 - 67 2/3x93 2/3x48H. - H.B.12
 2/4"



EDM (KUSA)
 KING USA : LETTO PER MATERASSO /
 BED FOR MATTRESS
 195x205 - 215x238x122H. - H.B.32cm
 76 2/3x80 2/3 - 84 2/3x93 2/3x48H. -
 H.B.12 2/4"

Note