



**DESCRIZIONE TECNICA / TECHNICAL DESCRIPTION**

**TESTIERA/CORNICE** Legno imbottito con Poliuretano e Fiberfill

**BASE** Pannelli smontabili di legno assemblati con elementi in metallo e imbottiti con Poliuretano

**RETE** Doghe in legno di faggio

**RIVESTIMENTO** Tessuto o pelle (escluso pelli stampate) sfoderabile. Filetto in pelle a scelta. Retro testiera in fodera

**PIEDI** Legno massello tinto wengé

**OPTIONAL 1** Applicazione Logo Oval su centro testiera (vedi special manufactures pag.2)

**OPTIONAL 2** Retro testiera rivestito in tessuto o pelle

**OPTIONAL 3** Base con contenitore NON APPLICABILE

**HEADBOARD/FRAME** Wood padded with Polyurethane and Fiberfill

**STRUCTURE** Detachable wooden panels assembled with metal elements and covered with Polyurethane

**BED BASE** Beech wooden slats

**COVER** Removable fabric or leather (printed leather not included) cover. Leather piping to be chosen. Back headboard with lining

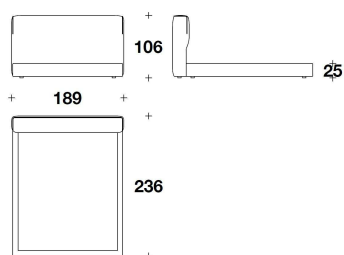
**FEET** Solid wood, wengé stained

**OPTIONAL 1** Headboard centre with Oval Logo application (see special manufactures pag.2)

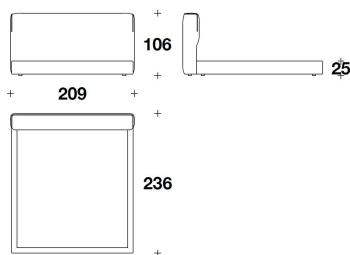
**OPTIONAL 2** Back headboard covered in fabric or leather

**OPTIONAL 3** Bed frame with storage NOT AVAILABLE

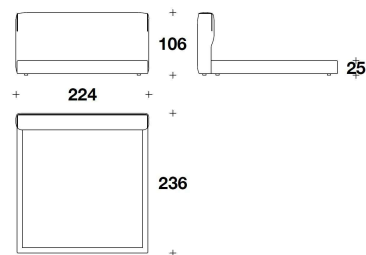




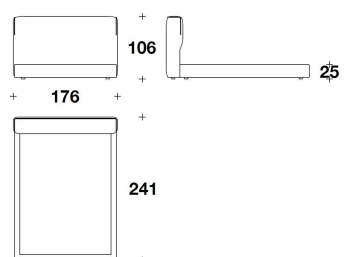
**GON (LE1)**  
 LETTO PER MATERASSO / BED FOR MATTRESS  
 165x200 - 189x236x106H. - H.B.25cm  
 65x78 2/3 - 74 1/3x93x41 2/3H. - H.B.9 3/4"



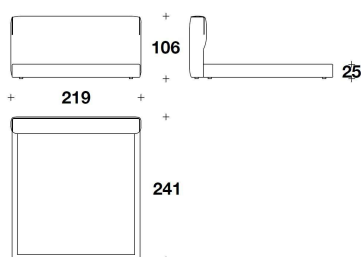
**GON (LE2)**  
 LETTO PER MATERASSO / BED FOR MATTRESS  
 185x200 - 209x236x106H. - H.B.25cm  
 73x78 2/3 - 82 1/3x93x41 2/3H. - H.B.9 3/4"



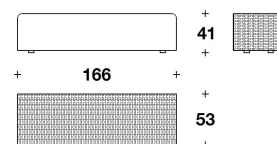
**GON (LE7)**  
 LETTO PER MATERASSO / BED FOR MATTRESS  
 200x200 - 224x236x106H. - H.B.25cm  
 78 2/3x78 2/3 - 88 1/3x93x41 2/3H. - H.B.9 3/4"



**GON (QUSA)**  
 QUEEN USA : LETTO PER MATERASSO / BED FOR MATTRESS  
 152x205 - 176x241x106H. - H.B.25cm  
 60x80 2/3 - 69 1/3x95x41 2/3H. - H.B.9 3/4"



**GON (KUSA)**  
 KING USA : LETTO PER MATERASSO / BED FOR MATTRESS  
 195x205 - 219x241x106H. - H.B.25cm  
 76 2/3x80 2/3 - 86 1/3x95x41 2/3H. - H.B.9 3/4"



**TPU (08)**  
 POUF-PANCA / OTTOMAN-BENCH  
 166x53x41H.cm  
 65 1/3x21x16 1/4H."

**Note**