



**DESCRIZIONE TECNICA / TECHNICAL DESCRIPTION**

**TESTIERA** Legno imbottito con Poliuretano e Fiberfill

**BASE** Pannelli smontabili di legno assemblati con elementi in acciaio e imbottiti con Poliuretano

**RETE** Doghe in legno di faggio

**RIVESTIMENTO** Tessuto o pelle (per uso pelli stampate, vedi tabella printed leather a inizio sezione) non sfoderabile

Filetto sempre coordinato alla parte superiore **A**

Base letto sfoderabile

**PIEDI** Legno massello tinto wengé

**OPTIONAL 1** Base con contenitore **NON APPLICABILE**

**OPTIONAL SPONDE LATERALI** Legno imbottito con Poliuretano e Fiberfill

Rivestimento in tessuto o pelle non sfoderabile, sempre coordinato al rivestimento del letto

**OPTIONAL TAVOLO NOTTE** Vedi descrizione Godwin tavolo notte

Vendibile solo in abbinamento al letto Godwin

**HEADBOARD** Wood padded with Polyurethane and Fiberfill

**STRUCTURE** Detachable wooden panels assembled with steel elements and covered with Polyurethane

**BED BASE** Beech wooden slats

**COVER** Not removable fabric or leather cover (for the use of printed leather, see the printed leather chart at the beginning of the section)

Piping coordinated with top part **A**

Base bed with removable cover

**FEET** Solid wood, wengé stained

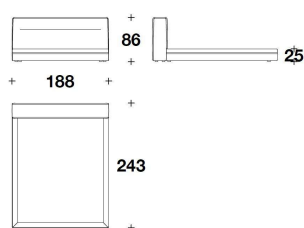
**OPTIONAL 1** Bed frame with storage **NOT AVAILABLE**

**OPTIONAL LATERAL SIDES** Wood padded with Polyurethane and Fiberfill, covered in not removable fabric or leather, always coordinated with the bed cover

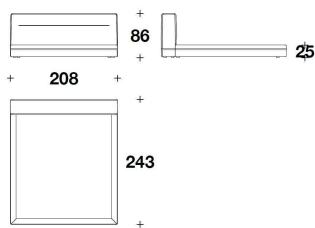
**OPTIONAL BEDSIDE TABLE** See the Godwin bedside table description

It can be sold only combined with Godwin bed

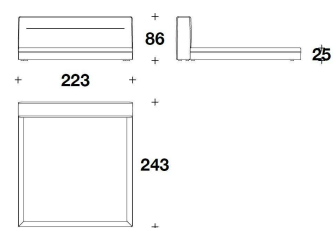




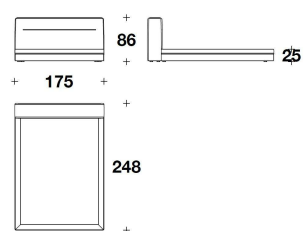
CPO (LE1)  
 LETTO PER MATERASSO / BED FOR  
 MATTRESS  
 165x200 - 188x243x86H. - H.B.25cm  
 65x78 2/3 - 74x95 2/3x34H. - H.B.9 3/4"



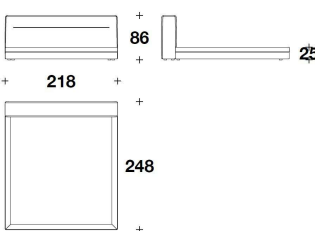
CPO (LE2)  
 LETTO PER MATERASSO / BED FOR  
 MATTRESS  
 185x200 - 208x243x86H. - H.B.25cm  
 73x78 2/3 - 82x95 2/3x34H. - H.B.9 3/4"



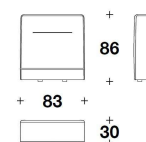
CPO (LE7)  
 LETTO PER MATERASSO / BED FOR  
 MATTRESS  
 200x200 - 223x243x86H. - H.B.25 cm  
 78 2/3x78 2/3 - 87 2/3x95 2/3x34H. -  
 H.B.9 3/4 "



CPO (QUSA)  
 QUEEN USA : LETTO PER MATERASSO  
 / BED FOR MATTRESS  
 152x205 - 175x248x86H. - H.B.25 cm  
 60x80 2/3 - 69x97 2/3x34H. - H.B.9 3/4 "



CPO (KUSA)  
 KING USA : LETTO PER MATERASSO /  
 BED FOR MATTRESS  
 195x205 - 218x248x86H. - H.B.25cm  
 76 2/3x80 2/3 - 85 2/3x97 2/3x34H. -  
 H.B.9 3/4"



CPO (SPO)  
 NR.2 : SPONDE LATERALI / LATERAL  
 SIDES  
 83x30x86H. cm  
 32 2/3x11 3/4x34H. "

**Note**